


























46 200m Individual Medley Men Final

























Official











☰ Qualified
☰ Heats
☰ Summary
📄

Total
13 years
14 years
15 years
16 years

Rank	Competitor	Age	Club	RT	PTS	Result
1	Muchirahondo Ariel	16	Swim Rotor...	0.70		2:04.08 16yrs NZR Entry: 2:05.75 -1.67 50m: 26.14 100m: 56.95 (30.81) 150m: 1:33.52 (36.57) 200m: 2:04.08 (30.56)
2	Chen Luoqingxi	15	Nga Tai Tu...	0.67		2:11.44 Entry: 2:15.02 -3.58 50m: 28.12 100m: 1:01.40 (33.28) 150m: 1:39.60 (38.20) 200m: 2:11.44 (31.84)
3	Bell Lucas	15	Tasman Sw...	0.71		2:11.94 Entry: 2:19.94 -8.00 50m: 28.24 100m: 1:03.63 (35.39) 150m: 1:41.11 (37.48) 200m: 2:11.94 (30.83)
4	Markovic Nemanja	16	Roskill Swi...	0.64		2:12.30 Entry: 2:13.19 -0.89 50m: 27.68 100m: 1:03.28 (35.60) 150m: 1:41.24 (37.96) 200m: 2:12.30 (31.06)
5	Salomonsson Neo	16	Kiwi ASC	0.70		2:12.52 Entry: 2:16.66 -4.14 50m: 26.28 100m: 1:00.74 (34.46) 150m: 1:42.43 (41.69) 200m: 2:12.52 (30.09)
6	Paki TeRauroha	14	Northwave ...	0.64		2:12.95 Entry: 2:17.29 -4.34 50m: 27.23 100m: 1:00.15 (32.92) 150m: 1:41.27 (41.12) 200m: 2:12.95 (31.68)
7	Broadfoot Declan	15	Pirates Swi...	0.65		2:13.44 Entry: 2:17.03 -3.59 50m: 28.02 100m: 1:01.73 (33.71) 150m: 1:41.50 (39.77) 200m: 2:13.44 (31.94)
8	Hardie Orlando	16	Hamilton Aq...	0.68		2:14.83 Entry: 2:17.22 -2.39 50m: 27.22 100m: 1:02.52 (35.30) 150m: 1:42.83 (40.31) 200m: 2:14.83 (32.00)
9	Coulter Grayson	13	North Shor...	0.65		2:14.96 13yrs NZR Entry: 2:15.10 -0.14 50m: 27.26 100m: 1:01.05 (33.79) 150m: 1:44.01 (42.96) 200m: 2:14.96 (30.95)
10	Sun Danny	15	United Swi...	0.74		2:16.00 Entry: 2:20.39 -4.39 50m: 28.71 100m: 1:04.90 (36.19) 150m: 1:43.40 (38.50) 200m: 2:16.00 (32.60)
		15	Dumbea N...	0.72		2:16.11

11	 Nodanche (V) Yaron				Entry: 2:17.80 -1.69
	50m: 28.37	100m: 1:05.85 (37.48)	150m: 1:44.73 (38.88)		
	200m: 2:16.11 (31.38)				
12	 Bao Elwin	16	 North Shore...	0.69	2:16.99 Entry: 2:19.47 -2.48
	50m: 30.05	100m: 1:05.73 (35.68)	150m: 1:45.38 (39.65)		
	200m: 2:16.99 (31.61)				
13	 Feng Andrew	15	 North Shore...	0.63	2:17.10 Entry: 2:17.74 -0.64
	50m: 29.07	100m: 1:05.07 (36.00)	150m: 1:45.17 (40.10)		
	200m: 2:17.10 (31.93)				
14	 Wells Soeren	15	 Wharenui S...	0.74	2:17.26 Entry: 2:19.67 -2.41
	50m: 29.06	100m: 1:03.35 (34.29)	150m: 1:45.39 (42.04)		
	200m: 2:17.26 (31.87)				
15	 Pask Zack	16	 Liz van Wel...	0.72	2:17.32 Entry: 2:17.85 -0.53
	50m: 29.94	100m: 1:04.40 (34.46)	150m: 1:44.06 (39.66)		
	200m: 2:17.32 (33.26)				
16	 Beattie Flyn	16	 Mt Maunga...	0.72	2:17.55 Entry: 2:18.63 -1.08
	50m: 27.82	100m: 1:02.99 (35.17)	150m: 1:45.41 (42.42)		
	200m: 2:17.55 (32.14)				
17	 Segers Sebastian	15	 United Swi...	0.74	2:18.21 Entry: 2:19.78 -1.57
	50m: 28.23	100m: 1:02.65 (34.42)	150m: 1:44.51 (41.86)		
	200m: 2:18.21 (33.70)				
18	 Wheeler Rylind	16	 North Cant...	0.63	2:18.43 Entry: 2:18.63 -0.20
	50m: 28.59	100m: 1:07.18 (38.59)	150m: 1:45.96 (38.78)		
	200m: 2:18.43 (32.47)				
19	 Otene Jaiah	14	 Stratford FI...	0.71	2:19.17 Entry: 2:22.65 -3.48
	50m: 30.23	100m: 1:07.35 (37.12)	150m: 1:46.26 (38.91)		
	200m: 2:19.17 (32.91)				
20	 Nemeth-Ford (V) Tyrell	13	 Australia	0.58	2:20.01 Entry: 2:24.94 -4.93
	50m: 29.84	100m: 1:06.44 (36.60)	150m: 1:48.37 (41.93)		
	200m: 2:20.01 (31.64)				
21	 Callow William	14	 Aquagym S...	0.73	2:20.11 Entry: 2:23.48 -3.37
	50m: 30.86	100m: 1:06.27 (35.41)	150m: 1:47.59 (41.32)		
	200m: 2:20.11 (32.52)				
22	 Aloua Finn	13	 United Swi...	0.64	2:20.86 Entry: 2:28.26 -7.40
	50m: 30.03	100m: 1:08.12 (38.09)	150m: 1:47.11 (38.99)		
	200m: 2:20.86 (33.75)				
23	 Park John	16	 St Paul's S...	0.67	2:21.78 Entry: 2:21.44 +0.34
	50m: 28.90	100m: 1:06.59 (37.69)	150m: 1:47.72 (41.13)		

200m: 2:21.78 (34.06)						
24		Kivilev Aleksandr	16		Wharenui S... 0.66	2:22.59 Entry: 2:21.81 +0.78
		50m: 29.31			100m: 1:06.91 (37.60)	150m: 1:49.31 (42.40)
		200m: 2:22.59 (33.28)				
25		Yoon Jethrow	15		Phoenix Aq... 0.63	2:22.60 Entry: 2:21.86 +0.74
		50m: 30.09			100m: 1:09.07 (38.98)	150m: 1:47.99 (38.92)
		200m: 2:22.60 (34.61)				
26		Yang Michael	13		Phoenix Aq... 0.67	2:22.76 Entry: 2:27.23 -4.47
		50m: 31.08			100m: 1:08.73 (37.65)	150m: 1:47.02 (38.29)
		200m: 2:22.76 (35.74)				
27		Wang Henry	14		North Shor... 0.66	2:22.90 Entry: 2:26.10 -3.20
		50m: 30.39			100m: 1:08.22 (37.83)	150m: 1:51.19 (42.97)
		200m: 2:22.90 (31.71)				
28		Glintmeyer Kase	14		Coast Swi... 0.71	2:23.45 Entry: 2:23.82 -0.37
		50m: 29.33			100m: 1:05.63 (36.30)	150m: 1:48.98 (43.35)
		200m: 2:23.45 (34.47)				
29		Pennington Kyan	14		Phoenix Aq... 0.72	2:25.66 Entry: 2:26.34 -0.68
		50m: 30.39			100m: 1:08.28 (37.89)	150m: 1:52.87 (44.59)
		200m: 2:25.66 (32.79)				
30		Brady Michael	15		North Shor... 0.64	2:25.87 Entry: 2:21.36 +4.51
		50m: 29.89			100m: 1:08.22 (38.33)	150m: 1:50.62 (42.40)
		200m: 2:25.87 (35.25)				
31		Boocock James	14		Nelson Sou... 0.74	2:26.14 Entry: 2:26.10 +0.04
		50m: 29.91			100m: 1:06.16 (36.25)	150m: 1:52.82 (46.66)
		200m: 2:26.14 (33.32)				
32		Chen Michael	14		Parnell Swi... 0.71	2:26.20 Entry: 2:25.33 +0.87
		50m: 28.88			100m: 1:07.23 (38.35)	150m: 1:50.54 (43.31)
		200m: 2:26.20 (35.66)				
32		Zhao Rick	14		Howick Pak... 0.66	2:26.20 Entry: 2:28.08 -1.88
		50m: 31.39			100m: 1:10.78 (39.39)	150m: 1:52.32 (41.54)
		200m: 2:26.20 (33.88)				
34		Aves Austin	14		Parnell Swi... 0.81	2:26.32 Entry: 2:27.03 -0.71
		50m: 30.35			100m: 1:06.04 (35.69)	150m: 1:50.92 (44.88)
		200m: 2:26.32 (35.40)				
35		Lomas Noah	13		Swim Rotor... 0.66	2:26.85 Entry: 2:30.38 -3.53
		50m: 29.91			100m: 1:07.75 (37.84)	150m: 1:52.10 (44.35)
		200m: 2:26.85 (34.75)				
						2:27.04

36	 Barton Dominic	13	 North Shore...	0.75	Entry: 2:29.61 -2.57
	50m: 32.36 200m: 2:27.04 (30.56)	100m: 1:11.35 (38.99)	150m: 1:56.48 (45.13)		
37	 Meng Manson	13	 Waitakere ...	0.62	2:27.60 Entry: 2:31.30 -3.70
	50m: 29.74 200m: 2:27.60 (34.59)	100m: 1:08.72 (38.98)	150m: 1:53.01 (44.29)		
38	 Wangford Kento	13	 Parnell Swi...	0.68	2:32.98 Entry: 2:34.91 -1.93
	50m: 31.01 200m: 2:32.98 (34.14)	100m: 1:12.01 (41.00)	150m: 1:58.84 (46.83)		
39	 Wang Jk	13	 Coast Swi...	0.60	2:33.06 Entry: 2:34.99 -1.93
	50m: 32.03 200m: 2:33.06 (35.29)	100m: 1:11.14 (39.11)	150m: 1:57.77 (46.63)		
40	 Wong Lucas	13	 Howick Pak...	0.62	2:33.78 Entry: 2:33.04 +0.74
	50m: 32.53 200m: 2:33.78 (36.15)	100m: 1:11.60 (39.07)	150m: 1:57.63 (46.03)		